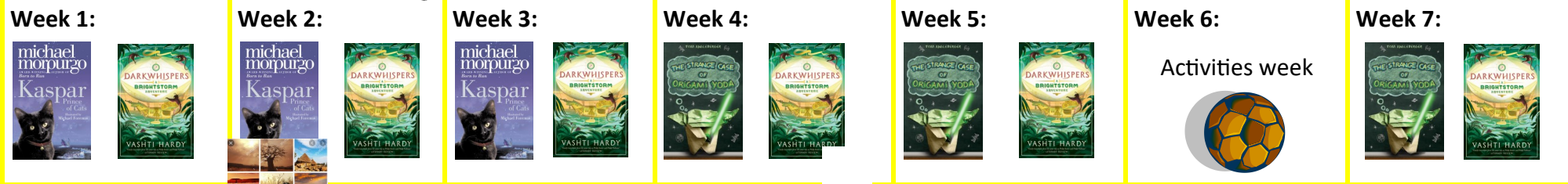


Upper Key Stage 2— Africa Pt 2. Summer 2nd. 2023



Session 1: Geography: Water Investigation

LO: I am learning to collate the data collected to produce graphs and charts of results

Children to use Google Sheets to create a bar chart

Session 2: Science: States of Matter

LO: I am learning recall and use previous learning

Children will review the key words needed in this topic and undertake a series of challenges which will review previous learning.

Session 3: Geography: Now Press Play Rivers

LO: I am learning to name the river features

Children to learn about the flow of the river and the effect of erosion through a Now Press Play session.

Session 4: Geography: Now Press Play Rivers

LO: I am learning to discuss the consequences of humans around the world

Children to plan a formal letter to the factory owner from the story to persuade them to stop polluting the river.

Session 5: Science: Dissolving

LO: I am learning to know that some materials will dissolve in liquid to form a solution

Children will investigate the quickest way to dissolve sugar in water or jelly.

Session 6: Geography: Now Press Play Rivers — Part 2

LO: am learning to discuss the consequences of humans around the world

Children to write a formal letter to the factory owner from the story to persuade them to stop polluting the river.

Session 7: Geography: Trendy Trade

LO: I am learning to understand what trade is and why it is so important for countries to trade with others.

Children to learn about trading and it's importance for countries around the world.

Session 8: Science: Solutions

LO: I am learning to describe how to recover a substance from a solution

Children will investigate different ways to recover salt from a solution using evaporation.

Session 9: Geography: Diamond Digging

LO: I am learning to identify trade links around the world - focus on diamonds

Locating African Diamond Mines and learning about their export.

Session 10: Art: Creating Collages

LO: I am learning about an artist

Children to look at the collages of Julian Trevelyan and analyse them. Children to discuss their views on his artwork.

Session 11: Science: Irreversible Changes

L.O.: I am learning to explain that some changes result in the creation of new materials

Children will make new materials using irreversible changes.

Session 12: Art: Creative Collages


LO: I am learning to choose the most appropriate materials to fit the purpose

Children to begin creating their collage materials for their own piece—an African landscape.

Session 13: Art: Creating Collages

LO: I am learning to choose the most appropriate materials to fit the purpose

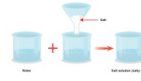
Children learning the process of collage 'painting with paper.' Children to complete different halves of chosen African themed pictures using paper fit for purpose.



Session 14: Science: Reverse that state

LO: I am learning to demonstrate dissolving, mixing and changing of states are reversible

Children will mix a range of materials together and then investigate whether they can be recovered to their original state.



Session 15: Art: Creative Collages

LO: I am learning to convey a definite theme which is apparent to any viewer

Children to use the collage technique to 'paint a picture' of an African landscape of choice.



ICT

Purple Mash

Year 5: Concept Maps

Year 6: Quizzing



Music



Year 5: Clarinets

Year 6: How does Music connect us with the environment?

Artist Day:

Yayoi Kusama



P.E:



Year 5: Dodgeball & Golf

Year 6: Swimming & Athletics and Dance

R.E:

Islam



What does the Qur'an Reveal to Muslims?

P.H.S.E



1Decision:

In-App Purchases, British Values, First Aid

French:



Yr 5: The Olympics

Yr 6: Me in the World