


Key Stage 1—Light and Dark—Autumn 2nd 2022

Week 1: Bonfire Night



Week 2: Remembrance



Week 3:



Week 4:



Week 5:



Week 6:



Week 7: Christmas Activities



Session 1: Immersion Day (Owls)

Children to explore nocturnal animals, focusing on owls.

Children to create their own clay owl.



Session 2: Science Initial Assessment

LO: Assessing prior knowledge

Children to complete a mind map of what they know about everyday materials.



Session 3: Science - Name That Material!

LO: I am learning to describe the simple physical properties of a variety of everyday materials.


Chn to use adjectives to describe the items inside a feely bag, focusing on what material they might be made from.



Session 4: Science – Materials Hunt

LO: I am learning to identify and describe the suitability of a variety of everyday materials.

Chn to go on a hunt naming different objects and identifying what material they are made from as well as their suitability.



Session 5: Science— Investigating Playdough

LO: I am learning to find out how the shapes of solid objects can be changed by squashing, bending, twisting and stretching

Chn to match the vocabulary to the action of manipulating playdough.



Session 6: Science—Investigating Materials

LO: I am learning to find out how the shapes of solid objects can be changed by squashing, bending, twisting and stretching

Chn to test different solid materials to investigate their properties.



Session 7: Science— Father Christmas' Workshop

LO: I am learning to identify and describe the suitability of a variety of everyday materials,

Santa has a list of toys he needs to make. Chn to think of the best materials for each present based on their suitability.



Session 8: History— Remembrance Day

LO: I am learning about significant historical events.

On Remembrance Day chn to learn about the significance of the poppy. Chn to recreate the scene of Flanders Field covered in poppies.



Session 9: History— Who is Guy Fawkes?

LO: I am learning about significant individuals.


Chn to go on a hunt looking for puzzle pieces, which piece together to make Guy Fawkes's face. Chn to analyse who he is using the picture for clues.



Session 10: History — The Gunpowder Plot

LO: I am learning about significant historical events.

Chn to find out about Guy Fawkes and the Gunpowder plot. Chn to learn and perform the rhyme about Gunpowder



Session 11: History—Gunpowder Plot Sequencing

LO: I am learning about significant historical events.

Chn to listen to the story of the Gunpowder Plot. Chn to sequence some pictures from the event and retell to others.



Session 12: Art: Painting:- Colour Mixing

LO: I am learning to mix colours from a limited range.

Chn to explore mixing primary colours to create a colour wheel.



Session 13 : Art Painting - Exploring Materials

LO: I am learning to combine materials and tools and enjoy finding out how to achieve different effects.



Chn to explore a range of techniques to create firework effects, including: marble rolling, dot printing and paintbrush flicking.

Session 14 : Art: Painting - Firework Scene

LO: I am learning to explore materials and tools to get a particular effect.



Chn to choose a favoured technique from previous lesson to create a firework scene.

Session 15 : Amazing Artists—Cezanne

Art Day

Chn to spend the day looking at the work of Cezanne, creating observational drawings and recreating Cezanne's famous artwork.



PE:

Year 1+ 2 Net and Wall games & Ball Skills



RE: Christianity

Why do Christians pray to God and worship him.



PSHE: One Decision

Year 1: Baseline Assessment washing hands, Baseline Assessment + Friendship

Year 2: Bullying and Body language



Music: Charanga

Year 1: How does music tell stories from the past

Year 2: How does music teach us about the past



Computing: Purple Mash

Year 1: Unit 1.3 pictograms

Year 2: Unit 2.3 Spreadsheets

Artist Day

Cezanne

