


# Key Stage 1—Once Upon a Time—Spring 2nd 2026



**Session 1: Science—Seeds, bulbs and beans!**

**LO: I am learning to identify and describe the basic structure of a variety of common flowering plants, including trees.**


The children will be given a selection of seeds and bulbs on their table and asked to have a look at them and talk about what they notice.



**Session 2: Science: Cress Seeds Investigation Pt 1.**

**LO: I am learning to plan a simple test. SC1.**


Children to look at the equipment for their science experiment and decide what they will use, what they will test and how they will do it. The children will be investigating planting seeds.



**Session 3: Science: Cress Seeds Investigation Pt 2.**

**LO: I am learning to perform a simple test SC1**


Children will perform the planting seed experiment that they have planned in the previous lesson. They will also make their predictions which they will write into their science books.



**Session 4: Science: Cress Seeds Investigation—results.**

**LO: I am learning to evaluate my results SC1**

Children to look at their cress seeds from last lesson and they will discuss the results from their experiment. The children will record their results through drawing pictures and writing an evaluation of what has happened and why they have happened.



**Session 5: Science Day - Famous Scientists (Friday 6th March) LO: I am learning about significant individuals who have shaped our world.**

Year 1 will be finding out about Nina and the Neurons. Year 2 will be finding out about the life of Mae Jemison, a famous astronaut. Science experiments:


Y1: Making dirty water clean. Y2: Making Rockets fly.



**Session 6 Science—Brilliant bulbs and Super seeds.**

**LO: To make close observations of seeds and bulbs.**


Show selection of a seeds, Saplings and bulbs, children to think of the odd one out. Make careful observational drawings of seeds and bulbs.



**Session 7: Science—Observational Drawings**

**LO: I am learning to identify and describe the basic structure of a plant**

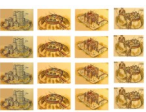
Children to look carefully at a tulip and do an observational drawing of it. The children will then label it with it's structure. Children to look a variety of common flowers and compare their structures.



**Session 8: History—Castles Over Time**

**LO: I am learning how castles change over time**

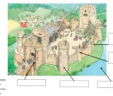
Focus on wooden castles (such as Mountfichet Castle) and compare them to stone castles (such as Norwich Castle)—discussing why they may have changed over the course of time. Children to create a timeline of castles. Labelling castle activity.



**Session 9: History—Castle Defences**

**LO: I am learning to recognise significant historical places in my locality**


Children to look at the different structures of a castle and focus on how the castle defended it's inhabitants. Children to label some of the defence structures and choose a number of defence mechanisms to talk about in detail.



**Session 10: History—Life in a Norman Castle**

**LO: I am learning what life was like in a Norman castle**

Children to explore what life was like in a Norman Castle, drawing upon their experiences from their visit to Mountfichet Castle. Children to write a diary entry as a Norman, discussing a typical day in the castle.




**Session 11: DT Part 1.**

**DT: Moving Minibeasts - Y1**

LO: To be able to create a sliding mechanism.

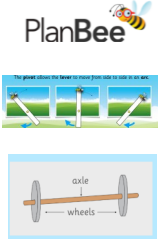
**DT: Vehicles - Y2 - To investigate a variety of vehicles and their uses and features.**



**Session 12: DT Part 2.**

**DT: Moving Minibeasts - Y1 LO:** To be able to use levers and pivots to create a moving mechanism.


**DT: Vehicles—Y2 - LO: To investigate wheels, axels and chassis.**



**Session 13: Part 3.**

**DT: Moving Minibeasts - Y1:**  
LO: To be able to create a wheel mechanism.

**DT: Vehicles - Y2:** LO: To investigate ways of creating the body of a vehicle.



**Session 14: Part 4/5**

**DT: Moving Minibeasts - Y1:** LO: To design and make a minibeast themed picture with a moving mechanism.

**DT: Vehicles - Y2:** LO: To design and make a vehicle.



**Session 15: Part 5.**

**DT: Moving Minibeasts - Y1:** LO: To evaluate a moving minibeast picture.

**DT: Vehicles - Y2:** LO: To evaluate the finished product.



**Amazing Artist Day:**

**Georgia O' Keeffe**



**World Book Day**

**5th March 2026**

**Christianity**



**Why do people celebrate?**

What are the best symbols of Jesus' death and resurrection at Easter?

**Getset4PE**



**Fitness & Team Building**

**One Decision:**



**Y1:** (CS) Baseline Assessment, Online Bullying

**Y2:** (CS) Image Sharing, Computer Safety Documentary

**Computing:**



**Year 1:** Purple Mash: Animated Stories

**Year 2:** Purple Mash Questioning.

**Music: Charanga**

**Y1:** Learning in listen

**Y2:** Recognising different sounds.

