


Upper Key Stage 2— Who do you think you are? Autumn 2nd 2021

Week 1: (3 days)

Parliament Week: Debate:




Week 2: Poetry:



Week 3:



Week 4:




Week 5:



Week 6:



Week 7: Poetry.



Session 1: Parliament Week 1.

LO: I am learning to understanding the structure of the UK's parliament.

Creating a collage of the Houses of Parliament + labelling certain sections.



Session 2: Parliament Week 2.

LO: I am learning to explain an issue important to me and how I could help improve the issue.

Children to create their 'campaign tree' leaf + present their issue to the class before adding leaves to display.




Session 3: Parliament Week 3.

LO: I am learning to understand the historical significance of the Gun Powder Plot.

Children using Book Creator/Google Slides to create a book about the Gunpowder Plot.



Session 4: Immersion Day:



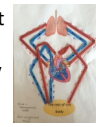
Children listening to and learning about The Highway man. Children to recite sections of The Highwayman + create art work themed on the poem.



Session 5: Science: Our Circulatory System.

LO: I am learning to identify and name the main parts of the circulatory system.


Children learning about the different parts of the circulatory system and their function. Creating a Circulatory System model.



Session 6: Where in the world?

LO: I am learning to identify the location of different places and draw conclusions. LO: I am learning to name the different hemispheres.

Using a world map—each class to map where their family live around the world. Draw conclusions.



Session 7: Geography. The continent of Europe.

LO: I am learning to name and locate different countries and continents in the Northern Hemisphere. (Europe)

Children using the Atlas to find out information about Europe.

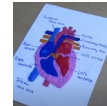


Session 8: Science: Our Healthy Hearts.

LO: I am learning to describe the functions of the heart.

Children learning about the parts and function of the heart. Creating this labelled model with playdough in partners.

https://www.youtube.com/watch?v=tv-gOzGKG_o



Session 9: Geography. City Cultures.

LO: I am learning to name and locate different countries and continents in the Northern Hemisphere. (European Capital Cities)

Children to create a poster (one page spread) about their chosen European Cities.



Session 10: Andy War-who?

L.O. To appreciate the work of the artist Andy Warhol.

Children to study, appreciate and analyse famous pieces of Andy Warhol's art. Creating collage with notes on his work.



Session 11: Science: Our Brilliant Blood.

LO: I am learning to describe the functions of blood vessels and blood.

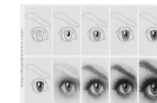
Children learning about the function of blood and what blood is composed of.



Session 12: Sketching techniques.

L.O. To be able to use sketching techniques for facial features.

Children to learn how to using shading techniques for drawing key facial features.



Session 13: Popping Pop Art.

LO: I am learning to use a range of media to recreate a piece of art inspired by Andy Warhol.

Children to use headshot (photocopied 9 times onto a3) and apply Andy Warhol colour to their sketches.



Session 14: Science: Our Healthy selves.

LO: I am learning to recognise the impact of diet, exercise, drugs and lifestyle on the way my body functions.

Children undertaking challenges to increase their pulse rates, measure them and record them accurately as a whole-class.



Session 15: Zones Of Regulation—Launch.

LO: I am learning to understand how my emotions can affect my learning.

Children learning to recognise their emotions and categorise them into the four zones.
Children creating a wordart word bank for their emotions.



Session 16: Zones Of Regulation: Pt1.

LO: I am learning to understand the emotions linked to the Green and Yellow Zones:

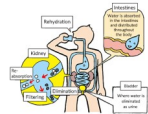
What does it mean to be in the **Green Zone**?
A person may be described as happy, focused, content, or ready to learn when in the Green Zone.
What does it mean to be in the **Yellow Zone**? A person may be described as excited, frustrated, worried, silly, wiggly in the Yellow Zone.



Session 17: Science: Nutrients on the move!

I am learning to describe the ways in which nutrients and water are transported within animals, including humans.

Children to name and label the digestive system. (Flap books).



Session 18: Zones Of Regulation: Pt2.

LO: I am learning to understand the emotions linked to the Blue and Red Zones.

Children learning about the coping strategies for when they are in blue/red Zones.



ICT

Purple Mash



Year 5: Google Classrooms

Year 6.3: Spreadsheets

P.E:

Year 5: Fitness
+Trampolining

Year 6: Tennis +
Basketball

R.E:

Christianity



How do Christians show their

Belief that Jesus is God

Reincarnate?

Music

Year 5: Clarinets

Year 6: Cheranga. How does
music connect us
with the past?



P.H.S.E :

Year 5: Working together

Year 6: Anti-bullying



French:

Rigolo Unit 2:

A l'ecole



Artist Day:



Van Gough