




Key Stage 1—Let's All Go To China—Spring 1st 2023


Week 1:



Week 2:



Week 3:



Week 4: Chinese New Year



Week 5:



Week 6:



Session 1: Science - Assessment

LO: Assessing prior knowledge

Using the concept cartoons, children will demonstrate what their understanding of a balanced diet is.



Session 2: Science - Sorting Food

LO: I am learning to describe the importance for humans of eating the right amounts of different types of food.

Children will have a range of food items that they will sort in different ways. The children will discuss what would be the best way to sort them.



Session 3: Science - Eating Healthy

LO: I am learning to describe the importance for humans of eating the right amounts of different types of food.

Children will discuss what should be included in a healthy diet and what should be limited. Children to create a detailed EatWell plate.



Session 4: Science— Healthy Meal Designing

LO: I am learning to describe the importance for humans of eating the right amounts of different types of food.

Children to design a meal from a selection of Chinese inspired food items. The children will evaluate their meal, describing if it is healthy or not.



Session 5: Science—Circuits Experiments

LO: I am learning to carry out a simple test.

(Year 2, SC1 Butterflies)

The children will complete a circuit of different exercises and will record the impact it has on their bodies. We will look at why exercise is so important.



Session 6: Science—Sneeze Gun

LO: I am learning to describe the importance for humans of hygiene. (SC1 Prediction)

Children to create a sneeze gun and will see how far a sneeze can travel. Children to think of ways we could stop the spread of germs.



Session 7: Geography— Where is China?

LO: I am learning to use an atlas.

Children will learn how to use an atlas to identify where China is in the world. Children to label a map of China with key features such as the capital city.



Session 8: Geography – Place Knowledge

LO: I am learning to recognise the geographical similarities and difference between the UK and non-European countries.

Children learn about the significance of The Great Wall of China and make comparisons to Hadrian's Wall in the UK. Children to look at aerial photos of the walls.



Session 9: Geography—Chinese New Year

LO: I am learning to recognise the geographical similarities and difference between the UK and non-European countries.

Children to observe how Chinese New Year is celebrated and make comparisons to our New Year celebrations in England.



Session 10: DT— Food Technology—Fruit Salad

LO: I am learning about the sensory properties of fruit through my own exploration of colour, texture and taste;

Explain to the class that they will need to taste a wide range of fruit and fruit juice if they are to decide what to put in their fruit salad.



Item	Colour	Texture	Taste
Apple	Red	Crisp	Sweet
Banana	Yellow	Soft	Sweet
Orange	Orange	Juicy	Sour
Strawberry	Red	Firm	Sweet
Watermelon	Red	Crisp	Sweet

Session 11: DT—Food Technology—Fruit Salad

LO: I am learning to plan my own fruit Salad.

Children planning their fruit salads.

Name	Class
_____	_____
_____	_____
_____	_____
_____	_____

Base recipe: apple and orange

- the three main fruits to be used;
- the size of the pieces;
- the shape of the pieces;
- whether they are skinned or peeled;
- whether the pips or stones are removed;
- whether the pieces are prepared to change their texture;
- whether any juices are added;
- whether other fruit is added;
- whether other ingredients are added.

Session 12: DT—Food Technology—Fruit Salad

LO: I am learning how to use everyday cutlery as effective and versatile tool. I am learning about health and safety issues when handling and tasting food.

Children making their fruit salads. Children to practise safe hygiene procedures.



Session 14: DT - Food Technology—Fruit Salad

LO: I am learning to evaluate my fruit salad.

Children to evaluate their fruit salads, by both reviewing the taste and appearance (include a photo)



Evaluating our fruit salad

Name	Date

At least three stars and two wishes

Session 15: Art—Sculpture

LO: I am learning to use sculpture to share my ideas, experience and imagination.

The children will be creating their bowls from clay in preparation from painting them on immersion day.



Immersion Day—Chinese New Year

23rd January: 2022

The children will have an exciting day, trying fortune cookies and writing fortunes, looking at the significance of red envelopes and painting willow patterns on their bowls they have previously made.



PE: Get Set4 PE



Year 1: Fitness + Target Games

Year 2: Dance + Target

RE: Christianity



How does celebrating Pentecost remind Christians that God is with them always?



Year 1: Water Spillage, Jealousy,

Year 2: Practice makes Perfect & Helping someone in need.

Music: Charanga



Year 1: How does Music make the world a better place?

Year 2: How does Music make the world a better place?

Computing: Purple Mash



Year 1: Unit 1.4 Lego Builders

Year 2: Unit 2.4 Questioning

Amazing Artist Day—Roy Lichtenstein



LO: I am learning about the work of a range of artists.

The children will explore a range of art-work by Roy Lichtenstein and will create a range of art work inspired by his work.